

# SURGIBOND

TISSUE ADHESIVE

Veterinary use only  
Usage vétérinaire  
Nur für tierärztlichen Gebrauch

Store cool and dry  
Conservez en sec et froid  
Kühl und trocken lagern

Avoid skin and eye contact  
Eviter tout contact avec la peau et les yeux  
Vermeiden Sie Kontakt mit der Haut und Augen



2,5 g  101027  2012-04  ZG2

## SURGIBOND Tissue adhesive

### Description:

Surgibond contains n-butyl cyanoacrylate tissue adhesive and is used to bond tissue together for veterinary procedures (i.e. cat declaws, lacerations, abrasions, suture/staple line sealing, tooth extractions; oral surgeries). Surgibond may be applied for the closure of wounds after careful adaption of the wound edges, as a suture substitute, for additional suture support and for protection of infections after sutures. Surgibond contains blue dye to allow user to easily see where product has been applied. On contact with body tissue, Surgibond adhesive changes from liquid to solid state by polymerizing within seconds to seal the wound. Adhesive stops minor bleeding and binds wound edges. May eliminate need for sutures/bandages in some instances. Also acts as a barrier to keep foreign matter from entering the wound. Tissue adhesive is sloughed as healing occurs.

### Precautions and warnings:

Surgibond adheres skin and eyelids within seconds. Avoid any contact with eyes and eyelids! For use near eyes, place a damp towel over eyes for protection.

If in eyes, hold eyelids open and rinse thoroughly with a sterile, physiological solution (approximately 15 min.) immediately after contamination. Should such a solution not be available, the eye may be rinsed with tap water. Application of sterile medical neutral oils may be of advantage. An ophthalmologist should be consulted immediately.

Avoid contact with instruments, gloves and surgical instruments.

Do not use internally, on infected and/or deep puncture wounds, below the epidermal layer or on contaminated or inflamed wounds. Apply to fresh and clean wounds only (not older than 6 hours).

Keep surfaces to be adhered as dry and free of grease as possible.  
Use in well-ventilated area. Avoid breathing vapors over long periods of time.

### Application:

Surgibond must be at room temperature before use.

Remove bottle cap. Place flexible applicator tip on bottle.

Clip hair from site.

Remove possible foreign bodies from the wound. Wait until the wound stops bleeding. Clean the area around the wound with alcohol. Do not apply any creams or ointments. Adapt the wound edges and apply a thin layer of Surgibond using the plastic applicator tip provided. Surgibond sets very quickly. The first layer of adhesive on the wound polymerizes in approximately 10 seconds. The solution should be applied in several thin layers. Allow each layer to set. The less glossy the adhesive appears the more the adhesive has polymerized. It can take some minutes until all layers of Surgibond have set. A later correction of the adapted wound edges is only possible by stripping off the totally polymerized adhesive.

When finished, remove excess adhesive in vial tip by holding bottle upright and gently squeeze single drop of adhesive out of tip onto a paper towel. Wipe bottle tip with the same paper towel. Replace bottle cap. Expel adhesive from applicator tip by pushing air through it from a standard syringe.

Sutures or dressings are usually not needed, but a pressure bandage may be applied if warranted.

If it should be noticed during a check-up that the material peels off the surrounded healthy skin, another layer of Surgibond can be applied. Surgibond provides no culture medium for germs and even has an inhibitive effect on existing germs.

After 5 – 10 days when the healing process is advanced, Surgibond detaches itself from the skin like scab. A further treatment of the wound is mostly not necessary.

### Side effects:


Allergic reactions were not observed so far. Local tolerance is excellent if the product is used according to the instructions.


### Storage:


Pay attention to the terms of storage! Do not use Surgibond after the expiry date! Store Surgibond upright in a cool, dry place. It may be stored in refrigerator.


Do not use Surgibond if adhesive appears thicker than water at room temperature. Thickened product has partially polymerized and will not form an acceptable bond.

Keep out of the reach of children!

 See instructions for use

 Batch number

 Expiry date: year & month YYYY-MM

 Catalogue reference number

 Store cool

 Store dry