

Tomcat / Small Animal Urinary Catheter

Length Adjustable



UNBLOCK and DRAIN with ONE catheter.

- Same catheter is used to unblock and leave indwelling to drain the bladder - this single device technique is designed to reduce the risk of infection and trauma associated with a two-catheter technique
- FLUSHING STYLET (optional) enables irrigation and retropulsion through the catheter during insertion
- Suture device can be moved to adjust indwelling depth
- Non-irritating radiopaque polyurethane material is rigid for easy insertion and softens with body temperature
- Smooth, finished open-tip
- Luer lock for secure attachment to a CLOSED COLLECTION SYSTEM (see page 48)
- The 25cm catheter length is the best choice to reduce catheter pull-outs and kinking - the additional length of tubing minimizing catheter tension at the prepuce when the cat moves which eliminates the need for a separate extension set.
- Improvement to the standard Tomcat, Jackson, and Slippery Sam™ urinary catheters from other manufacturers



CATHETER SIZE	LENGTH	FLUSHING STYLET	ITEM #
3.5Fr	15cm (6in)		UC306
3.5Fr	15cm (6in)	✓	UC306S
3.5Fr	25cm (10in)		UC310
3.5Fr	25cm (10in)	✓	UC310S
5Fr	15cm (6in)		UC506
5Fr	15cm (6in)	✓	UC506S
5Fr	25cm (10in)		UC510
5Fr	25cm (10in)	✓	UC510S

MOST VERSATILE SIZE

See page 48 for URINE COLLECTION options. See page 42 for 4Fr FOLEY CATHETER.

For additional securement, use tape to bridge across the catheter and suture device before suturing in place.

USER TIP



MILA Associate Pet
Cedric




MILA Associate Pet
Winston



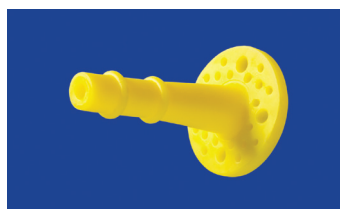
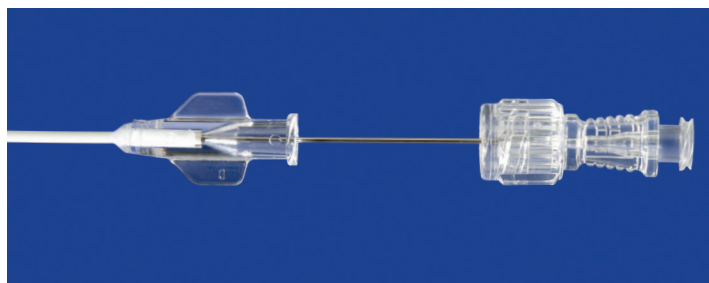
Tomcat / Small Animal Urinary Catheter

Length Adjustable

UC306S UC310S UC506S UC510S



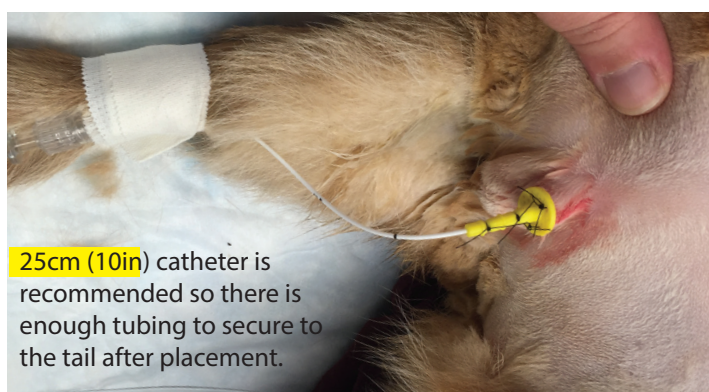
Suture device (circled above) can be moved to adjust the indwelling depth of the catheter.



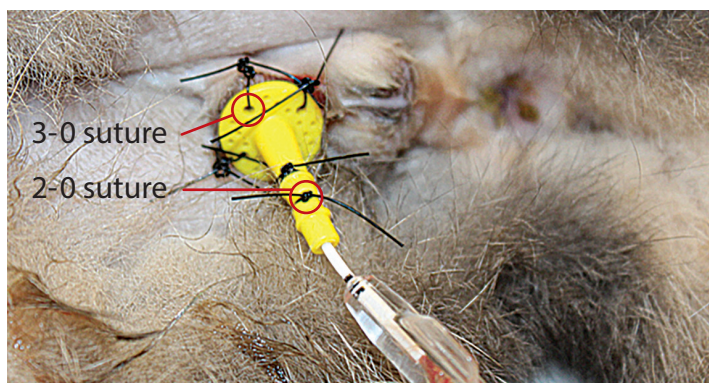
Flushing stylet enables flushing through the stylet during insertion. Tomcat catheter can be ordered with or without the flushing stylet.



FIRM & FLEXIBLE



25cm (10in) catheter is recommended so there is enough tubing to secure to the tail after placement.



3-0 suture
2-0 suture

Foley Urinary Catheters with Wire Stylet in a Procedure Kit



Everything needed to place and secure the catheter.

• Kit includes:

1. Silicone Foley catheter with radiopaque stripe
2. Wire stylet
3. Suture wing (6Fr - 10Fr only)
4. 3-0 nylon suture on a straight needle
5. Female luer lock barbed adapter
6. Stasis valve
7. Sterile, water-based lubricant
8. Gauze
9. 10mL syringe

SIZE	LENGTH	BALLOON SIZE	ITEM #
4Fr	30cm (12in)	1mL	UC412
5Fr	30cm (12in)	1mL	UC512
5Fr	55cm (21in)	1mL	UC521
6Fr	30cm (12in)	1.5mL	UC612
6Fr	60cm (24in)	1.5mL	UC624
6Fr	90cm (36in)	1.5mL	UC636
8Fr	30cm (12in)	3mL	UC812
8Fr	60cm (24in)	3mL	UC824
8Fr	90cm (36in)	3mL	UC836
10F	30cm (12in)	5mL	UC1012
10Fr	45cm (18in)	5mL	UC1018
10Fr	90cm (36in)	5mL	UC1036

- The stylet provides rigidity for easier placement
- Water-activated treatment within the lumen facilitates wire removal
- Retention balloon keeps catheter in the bladder

